

THE VAT OF



BELONGING AND BELIEVING

EARLY YEARS

A Culham St Gabriel's Funded Project

# The 'Dream Team'!



- Gill Vaisey- EYFS and RE Lead. National religion and worldviews adviser and writer of high quality RE curriculum materials for practitioners and pupils. ('Belonging and Believing' series 2021).



- Jan McGuire- Pedagogical Lead. Twenty-four years classroom RE teacher. National religion and worldviews education adviser and writer. (VAT in RE and Big Ideas projects 2021).



- Trudy Sore- Digital Technology Lead. Specialist in creating synchronous live sessions with asynchronous content.

# Team Practitioners



- **Catriona Card** - EYFS Practitioner Lead. Reception teacher and RE Subject Leader at Berkeley Primary School, Scunthorpe, NATRE executive member and presenter on RE in the Early Years at national and local RE conferences.
- **Naomi Emison** - EYFS Practitioner Lead. Reception teacher and RE Subject Leader at Mickle Trafford Village School, Chester.
- **Sally Giovanelli** – EYFS Practitioner Lead. RE and Art Subject Leader at Danegrove School. East Barnet. 30 years' experience with EYFS including establishing a Nursery Unit, advises and supports teachers in other schools with planning and delivery of RE.

# Aim of the project:

- To influence the quality of **religion and worldviews** education for EYFS pupils and educationalists nationally, to **facilitate greater understanding** of the diverse and plural lived experience of individuals and communities within society.
- To empower educationalists and **EYFS pupils**, by providing a high-quality religion and worldviews **model digital curriculum tool**, to support their knowledge and understanding of this complex, essential discipline.

# Intended Outcomes:



## Teachers:

Increased confidence in a worldviews approach with Early Years children.

Increased skills in teaching RE through a VAT approach.

Inspired by the digital tool to be creative in exploring religion and worldviews.

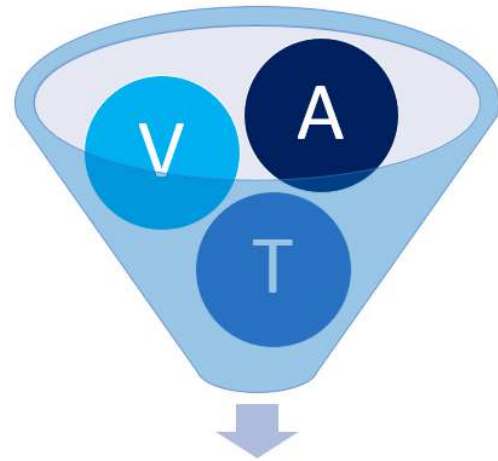
## Pupils:

More engaged, excited, challenged in religion and worldviews education.


Inspired to learn through the digital tool and the VAT approach.

More equipped to live in an increasingly diverse plural society.

Combining 3 areas of expertise  
and resources...




Valued Added RE Curriculum  
©VAT in RE 2020 J McGuire



The Digital Tool: exploring kindness through Wilf and his humanist family.

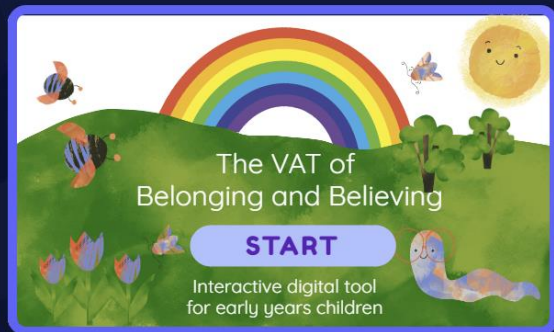
 **THE VAT OF**   
**BELONGING AND BELIEVING**  
**EARLY YEARS**



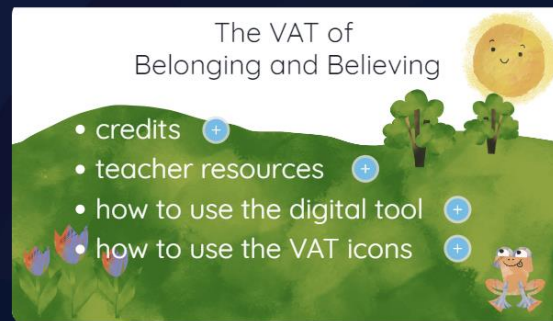
kindness



# 32 interactive slides explore the concept of kindness and how Wilf and his family try to support the happiness of others through their acts of kindness.




1



2



3



4



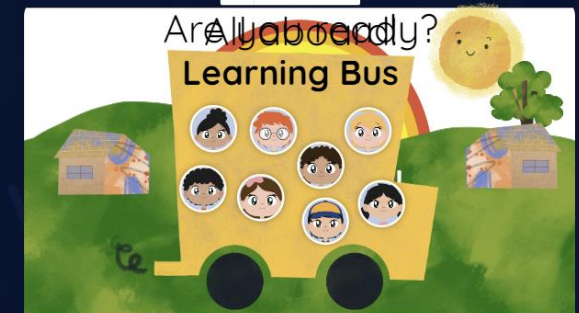
5



6



7



8





**The Essential Teacher's Guide** provides valuable support to ensure the VAT pedagogical approach embedded within the tool is fully utilised and the extensive layers of resources within the tool are recognized and enjoyed.

**THE ESSENTIAL  
TEACHER'S GUIDE**

The VAT of  
Belonging and Believing

**START HERE!**

An interactive  
digital tool for  
early years children

# VAT in RE pedagogical approach embedded in the tool:

Vocabulary




Artefacts



Texts



**Wilf**



The VAT icons on the slides with teachers' notes behind, are an essential part of the tool. They provide guidance and support for the teacher, helping to layer the learning for the pupils.

Get ready with your

looking glass

thinking hat

learning coat

listening ears

and don't forget your bucket!

# Interactive dual coding activities within the slides:

The image displays a collection of visual elements on a light blue background, illustrating dual coding activities. On the left, there is a grid of seven images: a classroom with a desk and various items, a person giving water to a dog, two hands clasped together, a cartoon character with glasses holding an ice cream cone, a child hugging another child, a child sitting on the ground with a large stuffed animal, and a cartoon character with glasses. In the center, there are two blue buckets with faces. The top bucket is labeled "Sharing" and the bottom bucket is labeled "Kind". To the right, there is a large blue bucket with a face, and a collage of photos showing children playing and interacting. The collage includes a photo of a child being helped, a photo of children on a swing set, and a photo of a child being hugged. There are also icons for a speech bubble, a tree, and a pencil.

# Key concepts highlighted for different worldviews... for Wilf it is Happy People.

On board our bus, let's take the Happy People road.

Sharing with Others

Being Together

Loving Others

Happy People

The illustration features a vibrant landscape with a large rainbow arching over a green hill. A smiling sun is in the upper right, and a tree stands on the right. A winding path, colored in shades of green and purple, leads from the bottom left towards the center. Along this path are four circular portraits of children. Each portrait is connected to a text box containing a concept: 'Sharing with Others' (green box), 'Being Together' (light green box), 'Loving Others' (purple box), and 'Happy People' (light blue box). The background includes icons of a speech bubble, a tree, and an open book on the left, and a pencil icon on the right. A speaker icon is visible in the bottom right corner.

Inspired by the song used earlier in the tool, pupils can collect kindness words and put these into a class bucket. The words included are key concepts and values linked to Wilf and his humanist family.



Five slides show how Wilf's family put their beliefs into action, providing examples of ways in which the family show kindness to others.

"We try to think of something kind to do each month to help others."



▶ help



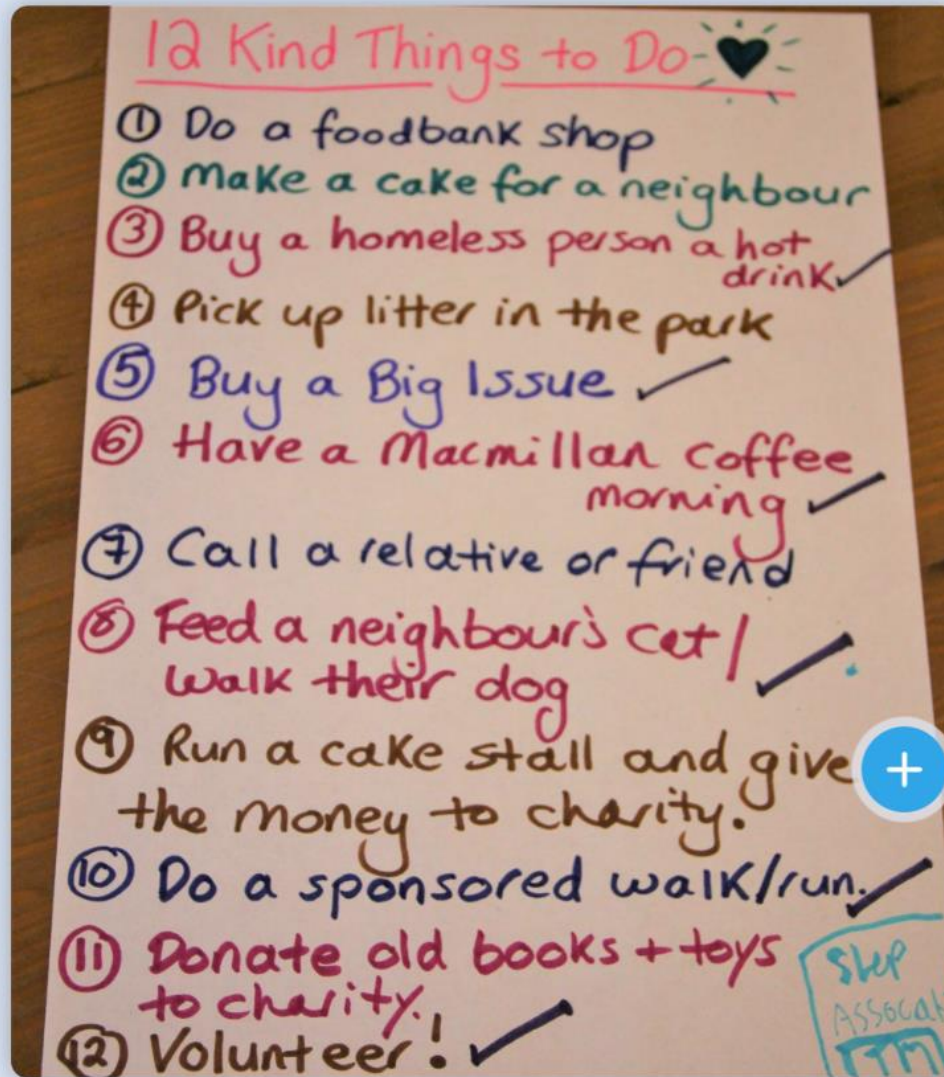
Click [here](#) to see the list that we are writing!



PDF resources are provided to download for additional support in the classroom.

What does Wilf's family do to help others?

How do you like to help others?





Audio narration throughout the tool. Wilf's text narrated by himself.  
Teacher's narration by one of our practitioners.  
Video clips of Wilf embedded in Slides 16 and 24.

"Mum and Dad say

WORK HARD & BE NICE TO PEOPLE

nic

Three slides provide interactive learning opportunities to become familiar with the Happy Human symbol. It's important for teachers to help children make the connection and understand that acts of kindness can lead to happiness.

# Can you spot the odd one out?

Game 2 of 3



Which of these  
Happy Human symbols  
is different?



Via an interactive quiz, five slides offer opportunity for reflection and assessment of learning by recapping the ways in which Wilf and his family show kindness towards others, exemplifying their humanist beliefs.



What do Wilf and his family do to be kind and try to make others happy?

CLICK HERE TO SEE WHAT YOU CAN REMEMBER

Plantago for Smp

The slide features a white background with teal text. On the left, there are three icons: a speech bubble, a tree, and an open book. At the bottom, there are illustrations of three tulips and two butterflies. A green button with a hand icon is positioned to the right of the question. A small logo 'Plantago for Smp' is in the top right corner.

Leaners can select the answer they think is correct – and get a ‘Yes, that is the right answer’ or ‘Oops, that is the wrong answer’ response slide.

 What do Wilf and his family do to be kind and try to make others happy?





 sleep

 care

 sit

 snore





Yes, that is the right  
answer.



Click to return to the main slide.



Final slide congratulates the children on their learning and provides a final overview of the beliefs expressed through actions.

Well done, you have remembered five things that Wilf and his family do to be kind and to make others happy.

care

give

donate

charity

help

12 Kind Things to Do

- 1 Do a foodbank shop
- 2 make a cake for a neighbour
- 3 Buy a homeless person a hot drink
- 4 Pick up litter in the park
- 5 Buy a Big Issue
- 6 Have a Macmillan coffee morning
- 7 Call a relative or friend
- 8 Feed a neighbour's cat!
- 9 walk their dog
- 10 Run a cake stall and give the money to charity.
- 11 sponsored walk/run for charity
- 12 Volunteer!

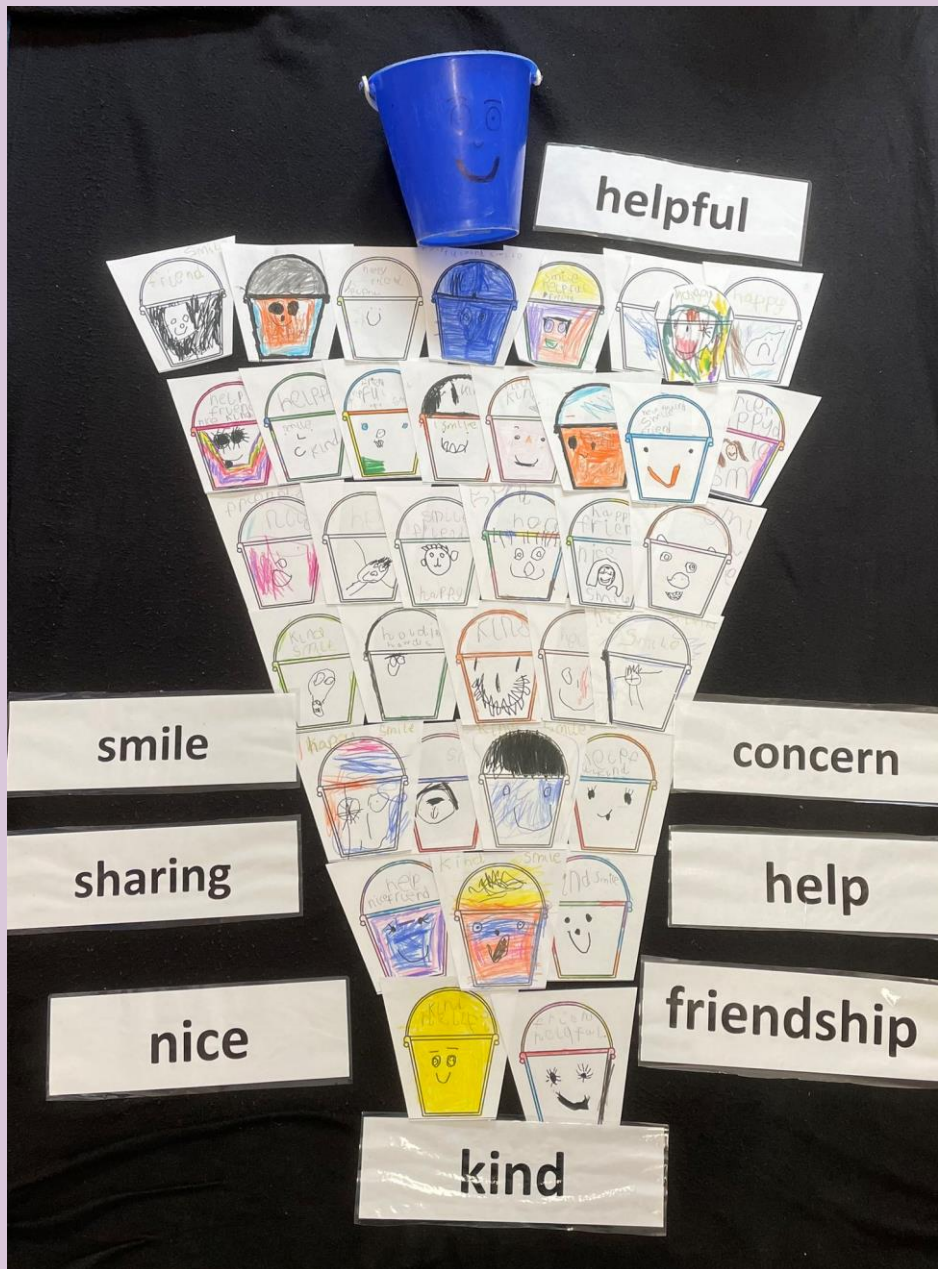
Click the button to finish.

# Trialling, refinement and dissemination:

- 41 teachers across 18 schools
- Positive feedback
- Refinements made
- Now freely available to use in the classroom via the website
- Further feedback and suggestions welcome: [thevatofbandb.co.uk/contact/](https://thevatofbandb.co.uk/contact/)



[www.thevatofbandb.co.uk](https://www.thevatofbandb.co.uk)



## Testimonial:

*“To begin with I felt a bit daunted as I knew nothing about this worldview, but after playing with the resources and book at home, I felt a lot more confident.*

*After meeting Wilf, a real boy and his family, the children in my reception cohort were completely engaged and eager for more. We use the bucket song, our class bucket, and the kindness of Wilf and his family most days to reinforce how to be nice. I always show the slides to help the children remember.”*

Charlotte Skinner, Undy Primary School



## THE ESSENTIAL TEACHER'S GUIDE

The VAT of  
Belonging and Believing

START HERE!



An interactive  
digital tool for  
early years children

# Start Here!

Check out the  
Teacher's Guide  
then try the tool!

[www.thevatofbandb.co.uk](http://www.thevatofbandb.co.uk)